



APPENDIX C2: SENSE
OF COMMUNITY

Existing Conditions

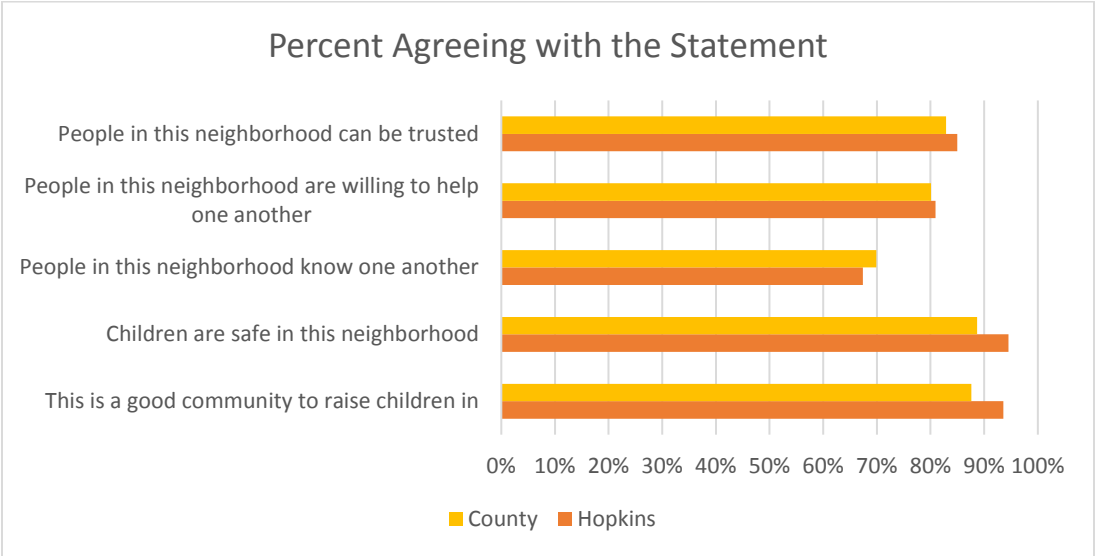
This section describes existing conditions related to the sense of community in Hopkins.

Community Connections

Social Connectedness and Belonging

The Adult Survey of the Health of All Populations and the Environment (SHAPE) survey is administered in Minnesota every four years since 1998. This anonymous survey asks questions about health, diet, exercise, lifestyle, and access to health care. The Hennepin County SHAPE study reports Hopkins in a group called Western Suburbs – Inner Ring, which combines results from Hopkins and St. Louis Park. This information is mostly from the 2010 SHAPE, the most recent available with this level of detail.

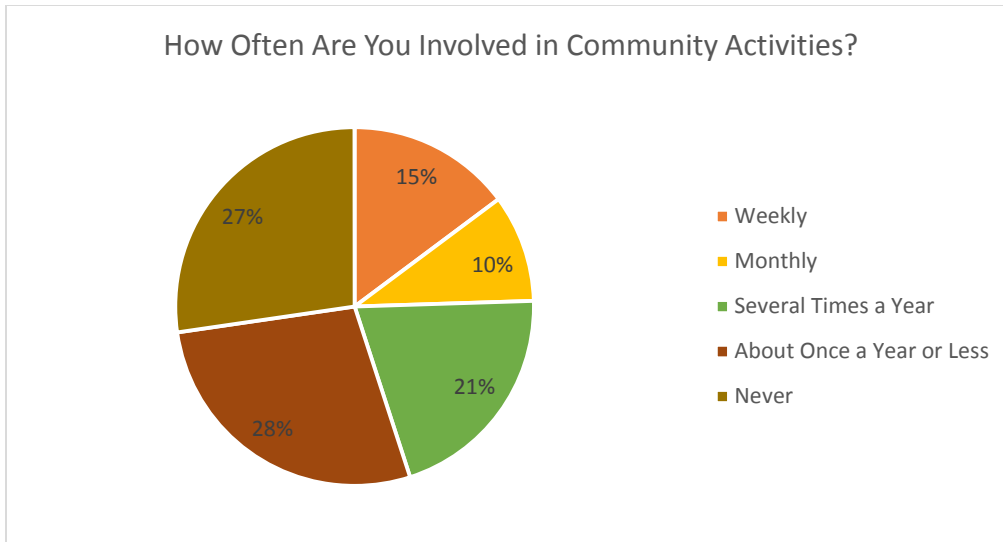
According to the SHAPE survey, people largely have positive associations with their neighborhoods, with the majority indicating that neighborhoods are trustworthy and helpful, and that it is a good place to raise children. Conversely, about 13% agreed that people in their neighborhood were afraid to go outside at night due to violence, and 6% thought that gangs were a serious issue in their neighborhood.



Source: 2010 Hennepin County SHAPE Survey

Community Involvement and Participation

According to the SHAPE survey, around half of the Hopkins respondents indicated that they had some regular participation in community activities, while the other half did not.



Source: 2010 Hennepin County SHAPE Survey

Public Spaces

There are a variety of public spaces in Hopkins that can be rented for public and private community events. Spaces managed by the City of Hopkins are included in the table below.

Name of Space	Building/Location	Recommended Group Size	Availability	Suggested Uses
Freight Room	The Depot Coffee House	95-95	Year-round	Birthday Parties, Private Concerts, Graduation Parties, Baby Showers, Wedding Reception
Jaycees Studio	Hopkins Center for the Arts	128-200	Year-round	Reception, Meeting, Open House, Training Session, Luncheon, Memorial Service
Indoor Turf Field	Hopkins Pavilion	30-300	March - mid-May	Baseball/softball practices, Rugby, Soccer, Lacrosse, Football Practices, Birthday Parties
Indoor Ice Arena	Hopkins Pavilion	30-300	September - February	Ice Skating, Birthday Party, Fundraiser, Hockey Practice
Dry Floor Pavilion	Hopkins Pavilion	100-500	mid-May - August	Antique Sale, Flea Market, Large Events, Trade Show
Conference Room	Hopkins Pavilion	10-Aug	Year-round	Meeting
Room 201/Room 202	Hopkins Pavilion	20-35	Year-round	Meeting, Class, Small Party

Multipurpose Room (Room 203A&B)	Hopkins Pavilion	50-90	Year-round	Meeting, Class, Small Banquet
Room 203A	Hopkins Pavilion	20-Aug	Year-round	Meeting, Class, Small Party
Room 203B	Hopkins Pavilion	30-70	Year-round	Meeting, Class, Small Banquet
Conference Room	Hopkins Center for the Arts	13-Oct	Year-round	Meeting, Small Class, Birthday Party
Community Room	Hopkins Center for the Arts	72-90	Year-round	Reception, Presentation, Meeting, Wedding/Baby Shower, Luncheon, Anniversary Party
Dance Studio	Hopkins Center for the Arts	20-Jun	Year-round	Dance Class, Private Practice, Rehearsal
Theater	Hopkins Center for the Arts	150-715	Year-round	Recital, Performance, Training Session, Awards Ceremony, Lecture, Sales Presentation
Arts Classroom	Hopkins Center for the Arts	24-Dec	Year-round	Arts/Craft Class
Gym - full	Hopkins Activity Center	60-200	Year-round	Basketball, Volleyball, Wedding/Anniversary/Birthday/Retirement Events, Meetings, Dinners, Dances
Gym - north	Hopkins Activity Center	20-100	Year-round	Pickleball, Anniversary/Birthday/Retirement Events, Meetings, Dinners, Dance, Fitness Activities
Gym - south	Hopkins Activity Center	20-100	Year-round	Pickleball, Anniversary/Birthday/Retirement Events, Meetings, Dinners, Dance, Fitness Activities
Computer Lab	Hopkins Activity Center	8-Feb	Year-round	Computer Training, Small Meeting
Harmony Hill	Hopkins Activity Center	30-Apr	Year-round	Crafts and Art Activities, Meeting, Training
Library	Hopkins Activity Center	8-Feb	Year-round	Study, Small Meeting
Raspberry North	Hopkins Activity Center	Aug-32	Year-round	Small Reception/Party/Luncheon Events, Classroom, Training, Meeting
Raspberry South	Hopkins Activity Center	12-Apr	Year-round	Classroom, Training, Meeting

Picnic Shelter	Burnes Park	25-60	May - September	Family Reunion, Picnic, Company Gathering, Neighborhood Party
Picnic Shelter	Central Park	25-60	May - September	Family Reunion, Picnic, Company Gathering, Neighborhood Party
Picnic Shelter	Valley Park	25-60	May - September	Family Reunion, Picnic, Company Gathering, Neighborhood Party

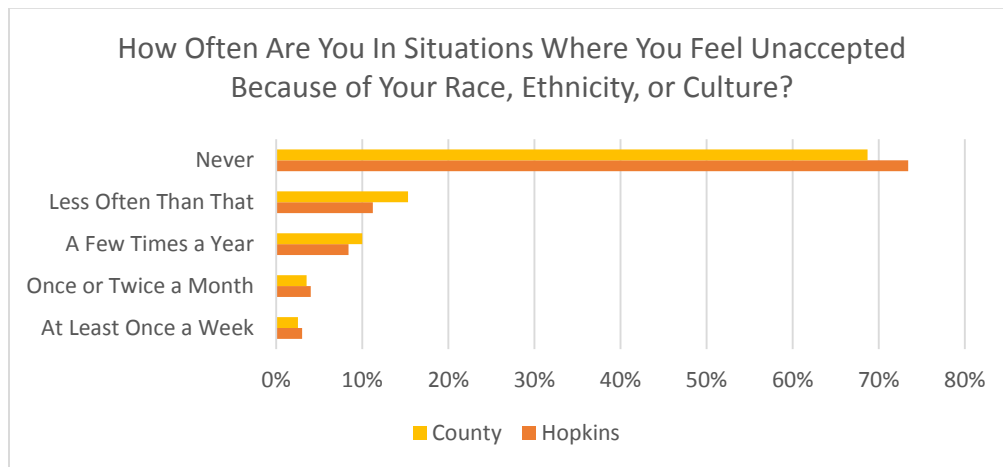
Source: City of Hopkins website

Equity and Inclusiveness

Equity and Diversity

Discrimination

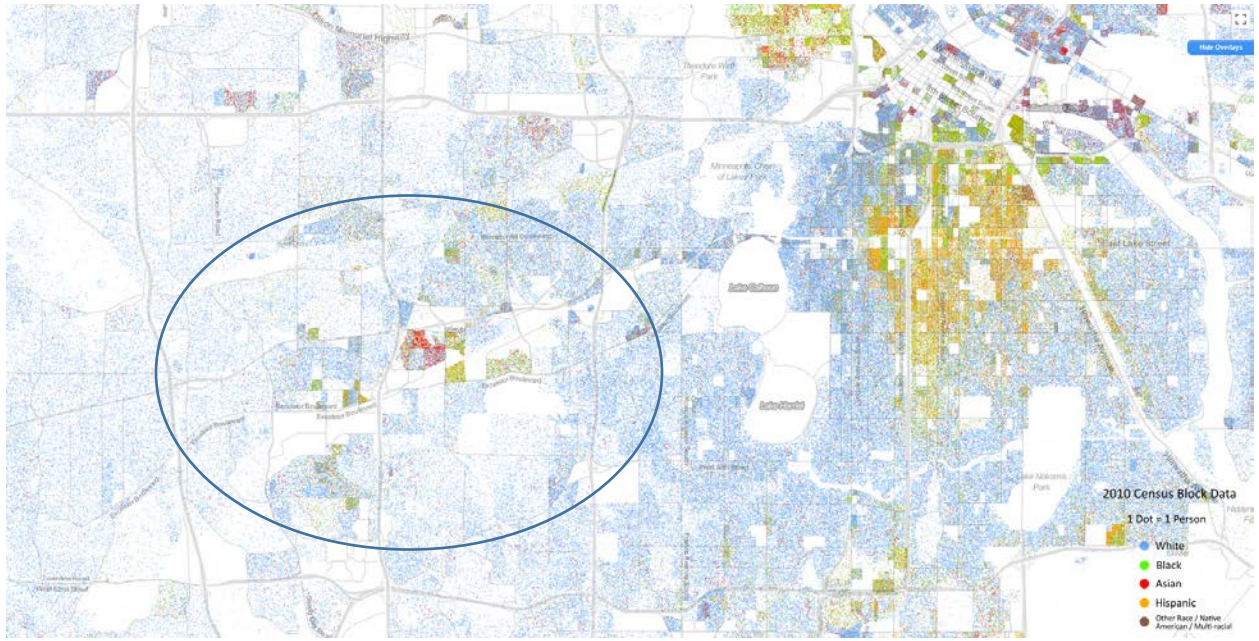
Around 15% of respondents in the SHAPE survey indicated that they could recall at least a few times over the past year where they felt unaccepted due to their race, ethnicity, or culture. This is not dissimilar than the proportions in the Hopkins race and equity survey.



Source: 2010 Hennepin County SHAPE Survey

Racial Segregation

The University of Virginia has created a racial dot map that shows a snapshot of everyone living in the United States in 2010 at the level of a Census block. Each person is represented by a dot, classified by their race. Patterns in Hopkins (like in most of the country) show some distinct clustering patterns by block for non-white residents. This largely reflects the fact that these residents live disproportionately in large apartment buildings located in these blocks. Patterns like this show up throughout the region and the nation as a whole.

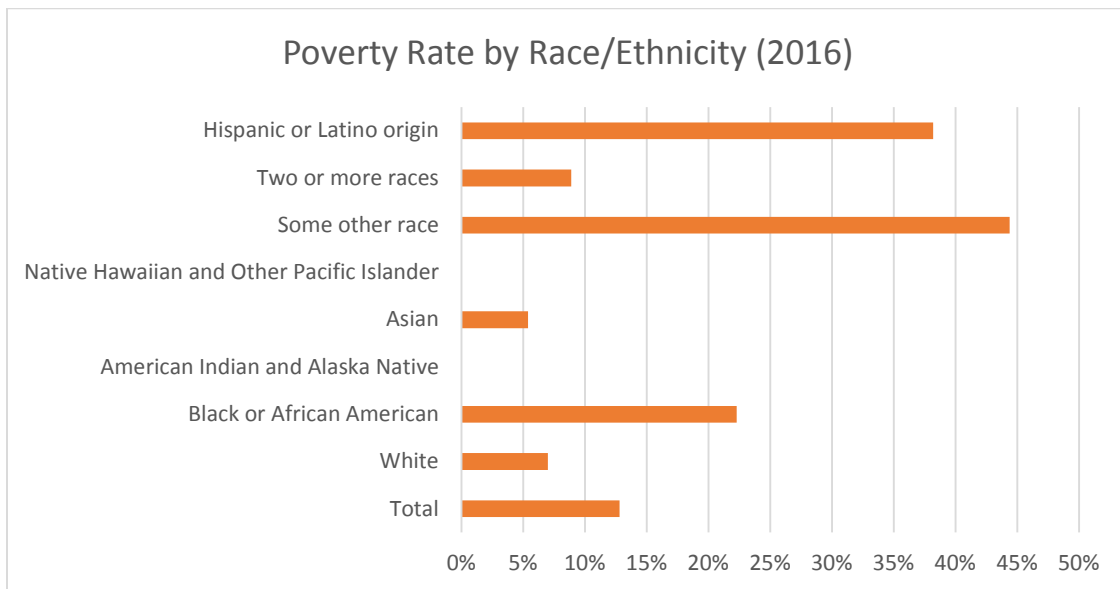


Source: University of Virginia, Weldon Cooper Center for Public Service

Racial/Ethnic Disparities

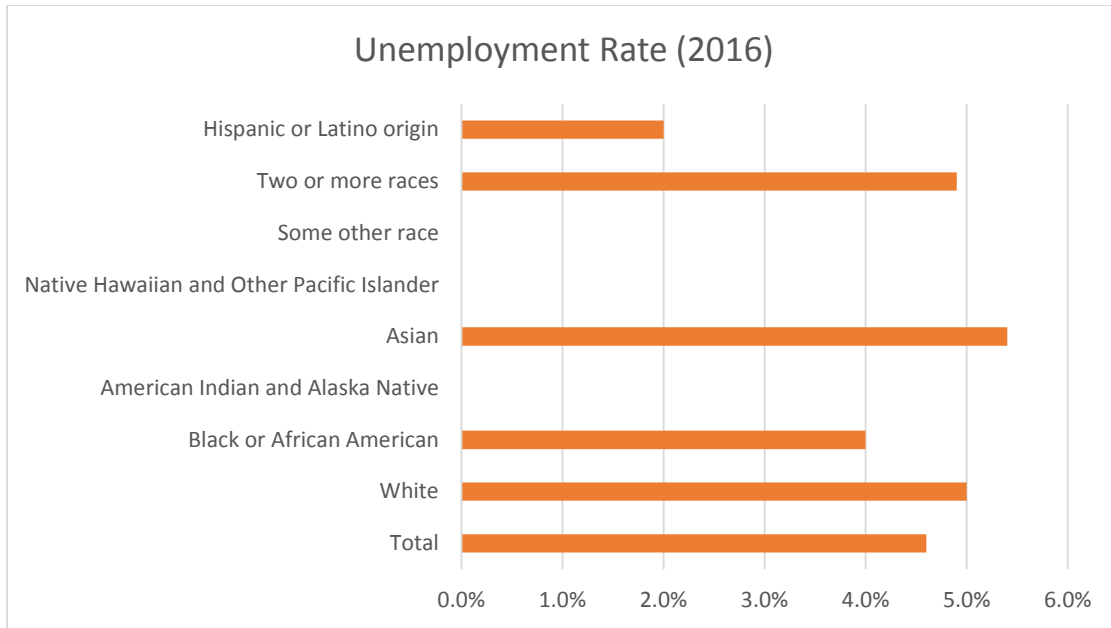
There are substantial disparities in the well-being of Hopkins residents by race and ethnicity. This is consistent with broader regional and national trends. Some of the measurements of this are provided below.

The poverty rate varies greatly by race and ethnicity. The rate for Black/African American residents is nearly twice the overall average, while the rate for Hispanic/Latino residents is nearly three times. The population of American Indian/Alaska Native and Native Hawaiian/Pacific Island is too small to establish much of a pattern.



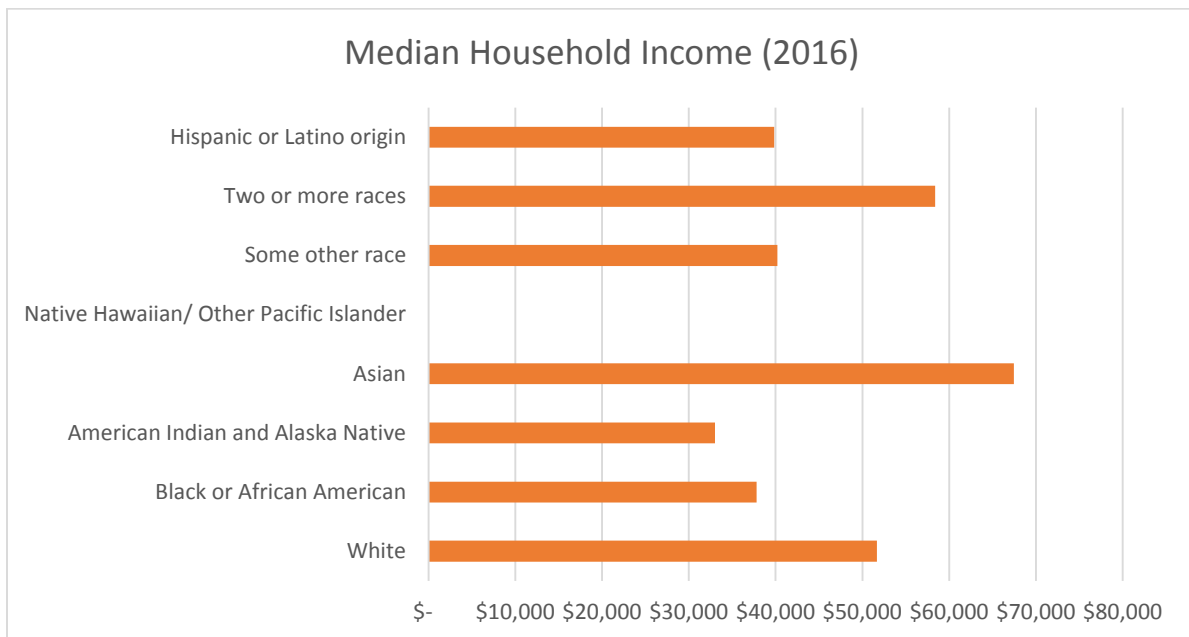
Source: American Community Survey, 2016

It does not appear that the level of employment fully explains these disparities. While there are some differences in unemployment rate, that do not correspond closely to poverty rates.



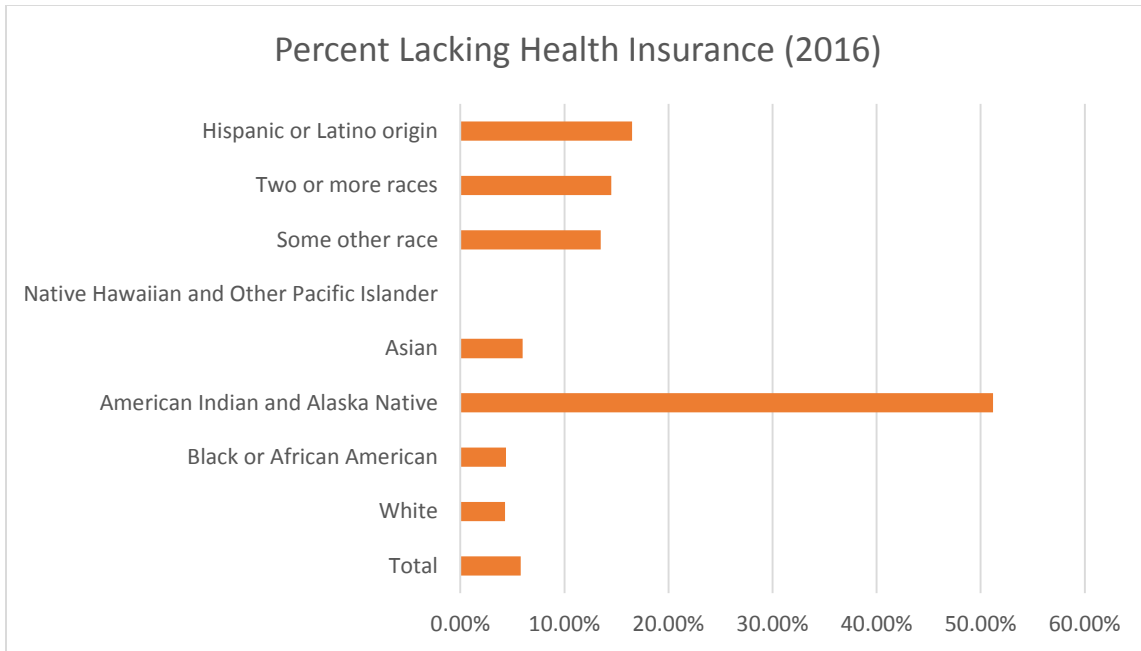
Source: American Community Survey, 2016

There are disparities by race and ethnicity which logically are similar to poverty rate statistics, with the lowest incomes for American Indian/Alaska Native, Black/African American, and Hispanic/Latino.



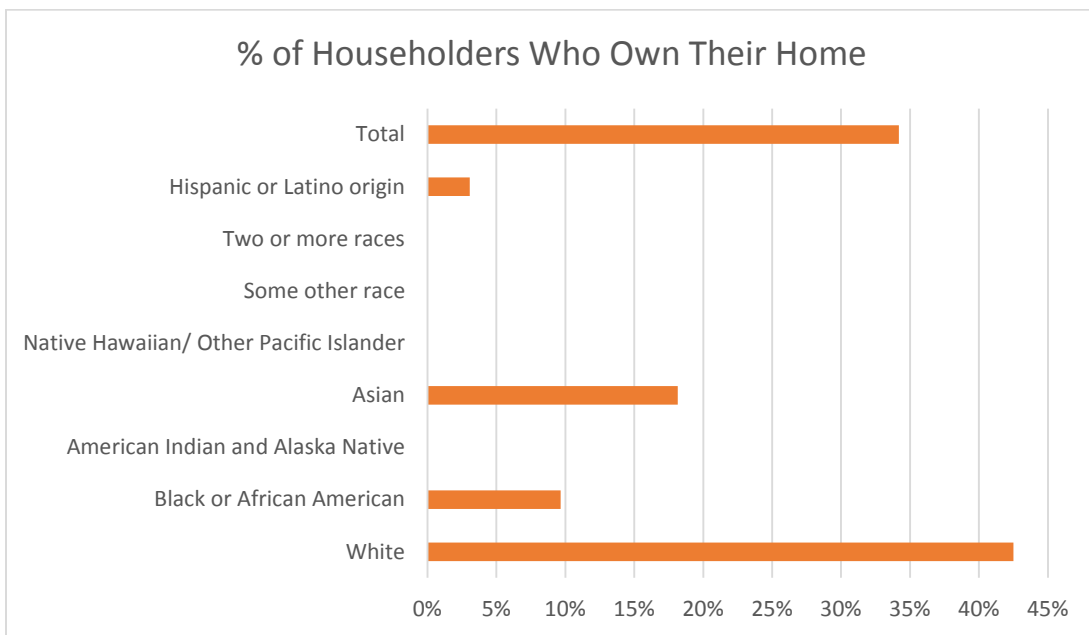
Source: American Community Survey, 2016

There also are some differentials regarding health insurance coverage. The rate is by far the highest with the Native American population, although the small population size means that the number has a fairly high potential margin of error.



Source: American Community Survey, 2016

Homeownership varies greatly by race/ethnicity. The rate for white householders is far higher than for any other group.

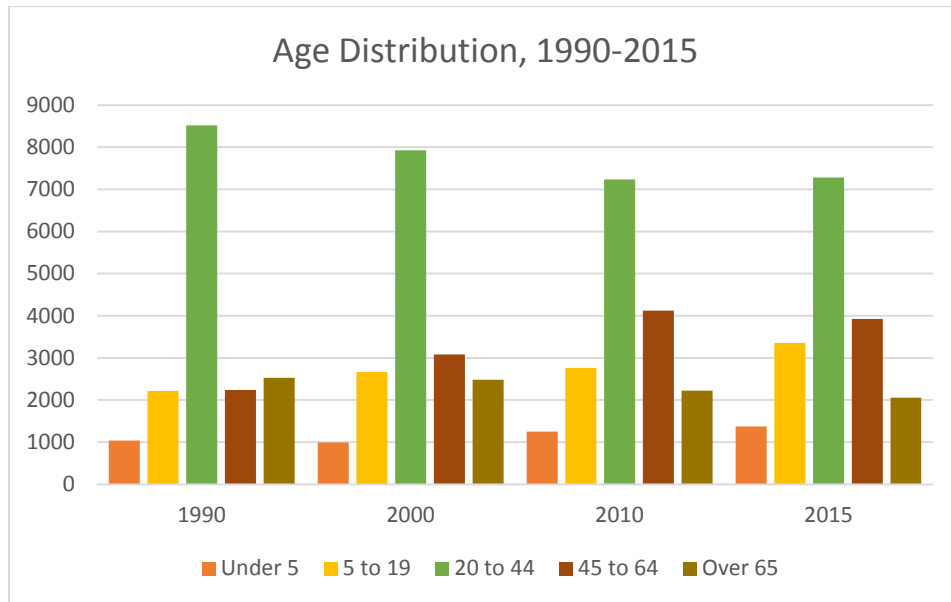


Source: American Community Survey, 2016

Special Populations

Youth and Seniors

Youth and seniors are often identified as having unique needs in the community, with programs and interventions tailored to their requirements and preferences. In Hopkins, according to the Census, the population of children has been increasing over time, while the population of seniors has been decreasing. Between 1990 and 2015, the percentage of people under 20 years has gone from 20% to 26%, while the percentage of people over 65 has gone from 15% to 11%. However, this is countered by overall national trends of an aging population.



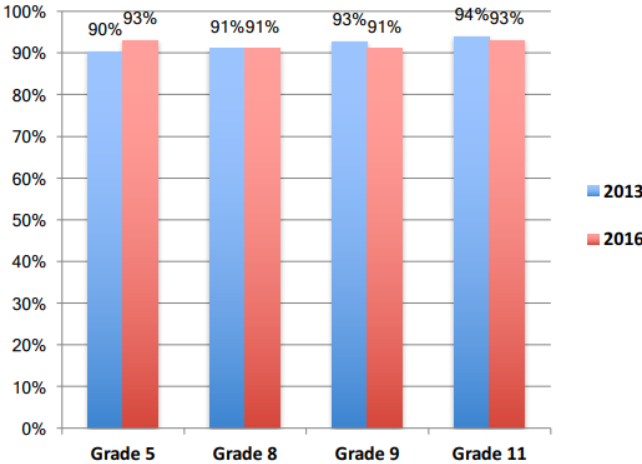
Sources: US Census and American Community Survey

There is some additional information available about the needs and preferences of youth through the school system. The Minnesota Study Survey (MSS) is a tool used to assess the general well-being of our state's youth. The MSS is administered every three years to Minnesota students (most recently in 2016) and covers a broad array of topics, including academics, school and community, safety, substance use, mental health, and more. The survey is confidential, anonymous, and voluntary. The statistics provided in this section are compiled at the district level for the Hopkins School District.

Most of the students in the Hopkins School District (>90%) report that they care about doing well in school all of the time or most of the time. This is a measure of engagement and involvement in the school community. Most also agreed that teachers seemed to care about students.

How often do you care about doing well in school?

“All of the time” or “Most of the time”,
Hopkins 2013 and 2016

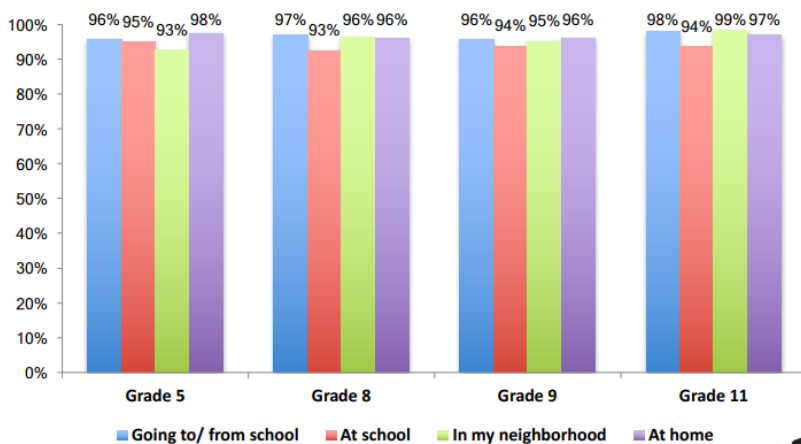


Source: Hopkins Public Schools

Hopkins students also mostly (>90%) feel safe in their daily lives – going to and from school, at school, in their neighborhood, and at home. This actually increased several percentage points for all age groups between 2013 and 2016.

Safety

Hopkins Students Reporting They “Strongly Agree” or “Agree”
They Feel Safe... 2016

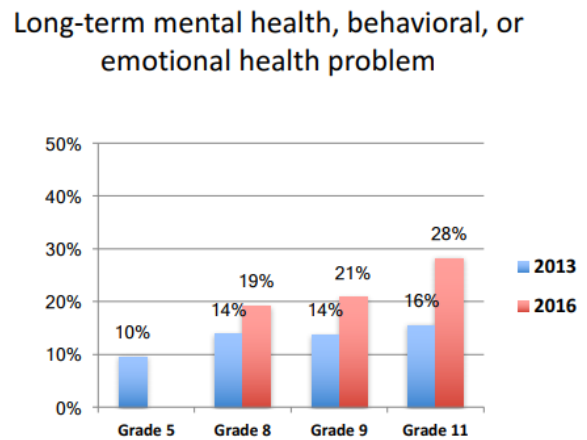
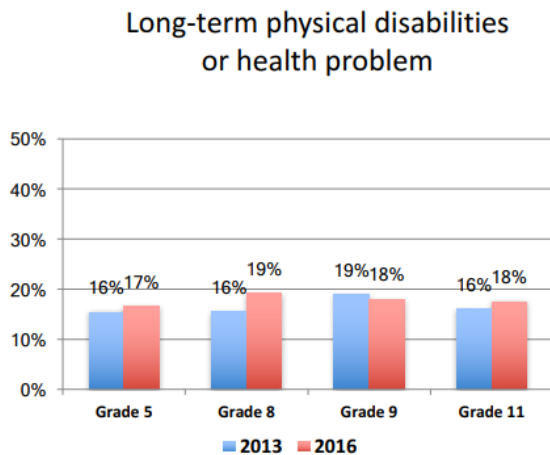


Source: Hopkins Public Schools

One critical area of focus is mental health. There is a notable trend, echoing national trends. The rate of physically risky behavior has declined steadily in recent years. Compared to past years, today’s youth are less likely to drink alcohol, smoke cigarettes, use marijuana, or engage in sexual intercourse. The rate of decline has been steady and noticeable. For example: in 2001, 22% of 9th graders had used alcohol in the previous 30 days – but by 2016, it was only 7%.

However, on the other end, reports of mental health issues have increased. For instance, between 2013 and 2016, the percentage of 11th graders indicating long-term mental health problems increased from 16% to 28%. The survey notes that female students are more likely across the board to report mental health issues than males.

Long-term physical or mental health problems, lasting 6 months or more Hopkins 2016

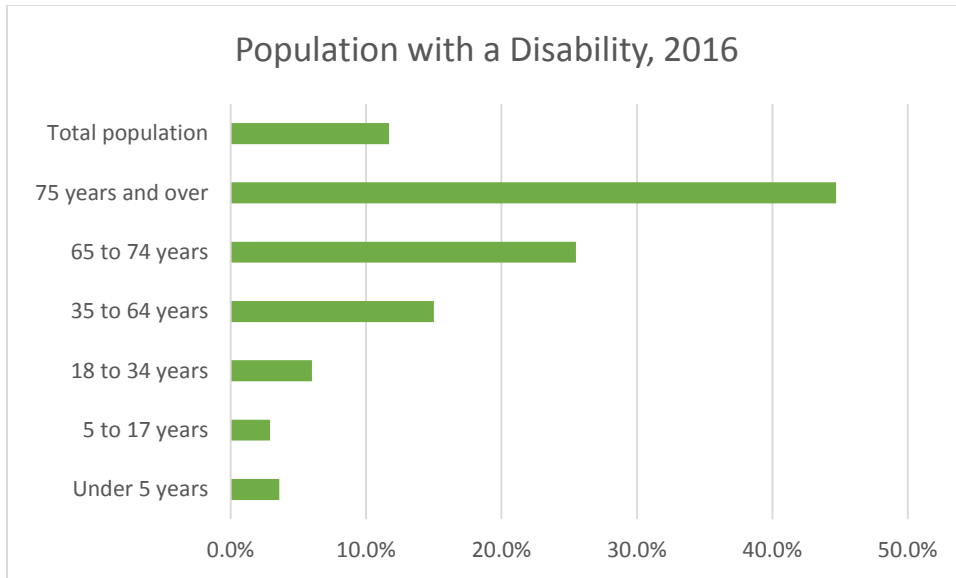


Source: Hopkins Public Schools

This dynamic – less physical health risk but more mental health risk – has been investigated elsewhere as a national trend. One contributing factor that has been identified is the more widespread use of smartphones and other similar technology among students. Students are spending less time going out with peers (and thereby engaging in risky behavior) and more time engaging with them virtually. The mental health aspect may be the result of the corresponding social isolation, combined with cyberbullying and other online interactions. The full story is likely more complicated, but the trend is noticeable enough that it bears monitoring. Clearly, the school district will play a key role in working with students – but the community also bears a responsibility for creating a supportive environment for its youth.

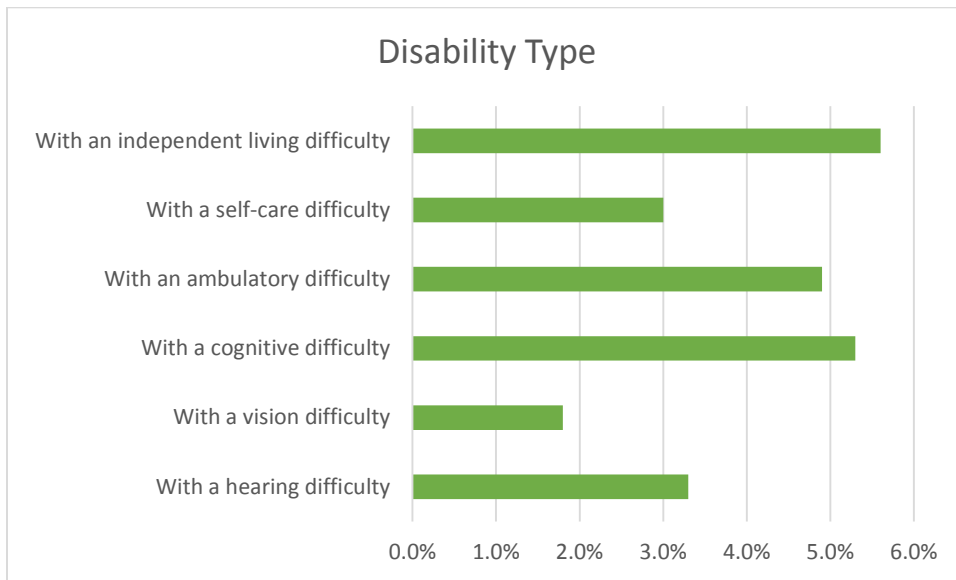
People with Disabilities

According to the Census, around 11.7% of the population has a disability. This varies significant by age, as shown on the chart below. It also varies by race, but that appears to be primarily age-linked (the White population is the oldest group, and also the one with the highest rate of disability).



Source: American Community Survey, 2016

The type of disability varies as well. The most common is difficulty with independent living, while vision difficulty is less common. The percentages sum to more than 11.7% of the population because a number of people have multiple disabilities. Categories do vary a lot by age – for instance, over a quarter of the 75+ population has ambulatory and/or independent living difficulties.



Source: American Community Survey, 2016

Culture and Identity

Arts and Culture

The Hopkins Center for the Arts opened in November 1997, and is a focal point for arts, culture and entertainment in Hopkins and surrounding communities. It is located in downtown Hopkins on Mainstreet.

The Hopkins Center for the Arts builds community through the arts by fostering creative expression, and providing artistic and educational opportunities for people of all ages. The Hopkins Center for the Arts presents a series of concerts and exhibitions as well as other events during the year. Stages Theatre Company entertains thousands of children and families through their plays and runs an extensive educational program. The Hopkins School District holds adult community education classes in arts and wellness as well as special events/exhibitions/performances at the Center. Any remaining time is rented to outside groups – arts groups, businesses, civic organizations and families.

Facility amenities include:

- 715-seat theater
- Visual arts gallery
- Multipurpose spaces for rehearsals, community activities and small performances
- Arts classroom
- Dance studio
- Kitchen facilities for serving catered food

Hopkins Artstreet is an ongoing program established in 2010 to showcase original art works in an accessible setting. A collaboration among the City of Hopkins, the Hopkins Business & Civic Association and the Friends of the Hopkins Center for the Arts, this project is part of a long-term vision for incorporating public art into Hopkins and enriching the lives of its residents and visitors.



Source: City of Hopkins website

Historic Preservation

City History

The land where Hopkins was established was originally Dakota Sioux territory. It is situated along a trail established by indigenous people that follows the high ground along the path of the Minnesota River, connecting Bde Maka Ska/Lake Calhoun and Shakopee. The land was opened for European settlement after treaties of the Traverse des Sioux (with the Sisseton and Wahpeton bands) and Mendota (with the Mdewakanton and Wahpekute bands) in 1851. However, terms were disputed, and there were a number of skirmishes between indigenous people and European settlers for years.

The first European settlers of the territory that was to become Hopkins arrived in 1852, in the form of Yankee and Bohemian farmers. Railroad connections were first established in the late 1860's. By the late 1880's, three railroad companies had constructed lines and depots that served residents and industry, including eventually the establishment of streetcar lines. The town itself originated in 1887 with the building of the Minneapolis Threshing Machine Company, later called Minneapolis Moline, which became the town's first major employer. At one time, Minneapolis Moline employed a majority of the Hopkins residents. The West Minneapolis Land Company was also founded in 1887, in order to build housing for Minneapolis Moline factory workers.

In the early years, this settlement was a part of the Richfield and Minneapolis townships. In 1893, a group of 41 residents petitioned the Hennepin County Board of Commissioners, asking that the village be formed. Following an election, the community was incorporated as the village of West Minneapolis. Originally comprised of three square miles, it has been expanded by annexation to its current size of approximately four square miles. The population at the time of its incorporation was 1,105.

In 1928, the name of the village was changed to Hopkins for Harley H. Hopkins, one of the first homesteaders and the community's first postmaster, who made an arrangement with the railroad to name the railroad depot Hopkins. The first mayor was Harley Hopkins' son, Chester L. Hopkins. The Village of Hopkins adopted its City charter on December 2, 1947, effectively becoming the City of Hopkins.

Postwar development changed the city's traditional downtown, as travel and shopping patterns became increasingly auto oriented – and Hopkins became integrated into a larger metropolitan region. This has had significant implications particularly for the older areas on Hopkins, which have undergone multiple revitalization and renewal efforts from the 1970's onward. Urban renewal included clearing of older buildings and construction of new commercial and residential developments, including a number of apartment buildings. Largely built out for decades, Hopkins' growth and changes continue to come from reinvestment and redevelopment in established places.

As the city has continued to reinvent itself for changing times, it has remained a vibrant community. Increased diversity of new residents in recent years have brought in more stories and perspectives, including personal histories.

Historic Properties

Since 1972, the Hopkins Historical Society has been dedicated to preserving the history of the Hopkins community. They are a resource center of over 10,000 photographs depicting historical Hopkins including county fairs, the Raspberry Festival, schools and economic development. The Historical Society is also fortunate to have inherited, collected and preserved many Hopkins artifacts dating back to 1856 and local newspapers from the mid-1920's. The Historical Society is a nonprofit organization that is supported by its members.

The Historical Society oversees the Hopkins History Center, which is located in the Hopkins Activity Center. It is in the process of fundraising to move to its new location in the former Albert Pike Masonic Lodge building at 907 Mainstreet. The museum serves as a resource for people researching family history or local Hopkins stories. The lodge itself has recently been the subject of a historic study to establish its eligibility.



The Historical Society also runs the Historic Homes Program. Recognizing that there are many old homes and neighborhoods in Hopkins, this program recognizes exemplary homes 75 years and older by awarding a proclamation and a plaque.

Despite extensive work on documenting the City's history, there are presently no properties in Hopkins on the National Register of Historic Places. However, The Southwest Light Rail Transit planning process provided an opportunity to look at the potential historic eligibility of number of properties within the area impacted by the project. In Hopkins, this covered a substantial swath of the older areas of the community, including Downtown. This process, a required element of the environmental review process, evaluated properties to see if they met National Register criteria. In Hopkins, this effort surveyed a total of 143 properties. Of those surveyed, several properties and a potential historic district were selected for further review. Some of the properties evaluated are included below.

Depot Coffee House (9451 Excelsior Blvd)

The Depot Coffee House building is 110 years old, built in 1903. Originally, it was a Minneapolis & St. Louis train depot built to serve a growing community during time when railroads were prominent. It was also the only brick depot present in Hopkins at the time. According to the documentation: "Located within the industrial corridor but also a substantial brick building, the M&StL depot in Hopkins conveys the symbiotic relationship between the railroad and the community.



The M&StL Depot was built in 1903 and is directly associated with Hopkins' growth during the 1900s and 1910s. During the first two decades of the twentieth century, Hopkins transformed from a village to a city with a distinct industrial corridor and downtown commercial district." The Depot Coffee House building was determined to be eligible for the National Register.

Hopkins City Hall (1010 First Street South)

Hopkins City Hall is 48 years old. The first part of the building was completed in November 1964, with additions in 1990 and 2003. According to the documentation: “Hopkins City Hall plays an important role in providing a needed level of service to its citizens and was built in response to the explosive growth experienced by Hopkins in the 1950s and 1960s. While there are other postwar buildings in the downtown area, the city hall building is the best local representation of this growth. Hopkins City Hall retains integrity of location, setting, feeling, and association because the building reflects mid-twentieth century design aesthetics and conveys the city's progress during this period.” City Hall was determined to be eligible for the National Register.



Hopkins Downtown Commercial Historic District (800 to 1000 block of Mainstreet)

Buildings in this district range from six to 119 years old, constructed between 1893 and 2006. According to the documentation, “During the late nineteenth and early twentieth century, downtown Hopkins served as the commercial center for local residents and residents of the surrounding agricultural communities who traveled to Hopkins to buy goods and services...The Hopkins Downtown Commercial Historic District retains its commercial nature and represents this early period of commerce and settlement in Hopkins. Although the district is surrounded by modern commercial development, it retains a strong sense of time and place.” The Hopkins Downtown Commercial Historic District was determined to be eligible for the National Register.



Minneapolis Moline Co. (11111 to 11119 Excelsior Boulevard)

The Minneapolis Moline building is about 61 years old. The original brick building was built in 1951, with several additions between 1962 and 1998. The building was the former home of Minneapolis Moline, a farm implement company with deep roots in Hopkins as a descendant of the Minneapolis Threshing Machine Co., which began operations in Hopkins in the late 1880s. According to the documentation, “The 1951 building was associated with Minneapolis Moline Company for 11 years before it was purchased by Napco Industries. However, it post-dates the heyday of the Minneapolis Moline Company, from its merger in 1929 through the postwar era; therefore, it does not reflect the significance of the company. In addition, most of the key industrial buildings, structures, and objects associated with Minneapolis Moline have been demolished and there is nothing remaining of the original pre-World War II industrial complex.” The Minneapolis Moline was determined to not be eligible for the National Register.

